



## PK4 Summer Reading List

1. David Goes To School: By David Shannon



David's teacher has her hands full. From running in the halls to chewing gum in class, David's high energy antics fill each school day with trouble- and are sure to bring a smile to even the best behaved reader.

2. The Kissing Hand: By Audrey Penn



Here is the story of a little raccoon who confronts the first day of school and needs reassurance. Mother Raccoon finds an unforgettable way of communicating the message that everyone needs to hear. The perfect book for any child taking the plunge into school, endearing illustrations are as soothing as the simple story.

These are wonderful books to read with your children and teach about school rules and separation anxiety. There are also activities for you and your child to complete together. Please have your child bring his/her completed project the first day of school. We will be doing activities the first week of school using your child's completed projects. Students will complete projects for David Goes To School and The Kissing Hand. We hope you have a safe and blessed summer.

**Create your own David puppet and bring it the 1st day of school.**




NAME:

What is one rule you learned today?

---

---

---



## **The Kissing Hand Craftivity:**

It's time to get crafty!

Color and cut out the template pieces for your racoon.

Complete the writing prompt.

Glue the raccoon pieces to the writing paper- the hands should go over the paper and the head and tail should go under it.


Now your Kissing Craftivity is complete!

Name: \_\_\_\_\_

Date: \_\_\_\_\_

# If I Were a Raccoon...

If I were a  
raccoon, I would  
look like this...



My raccoon name would be...

\_\_\_\_\_

My raccoon home  
would look like this...

I would like to eat...

\_\_\_\_\_

\_\_\_\_\_


\_\_\_\_\_

My favorite thing about going to school would be...

\_\_\_\_\_

\_\_\_\_\_

\_\_\_\_\_



Name: \_\_\_\_\_

Date: \_\_\_\_\_

## The Kissing Hand Craftivity

---


It's time to get crafty!

Color and cut out the template pieces for your raccoon.

Complete the writing prompt.

Glue the raccoon pieces to the writing prompt paper - the hands should go over the paper and the head and tail should go under it.

Now your Kissing Hand Craftivity is complete!


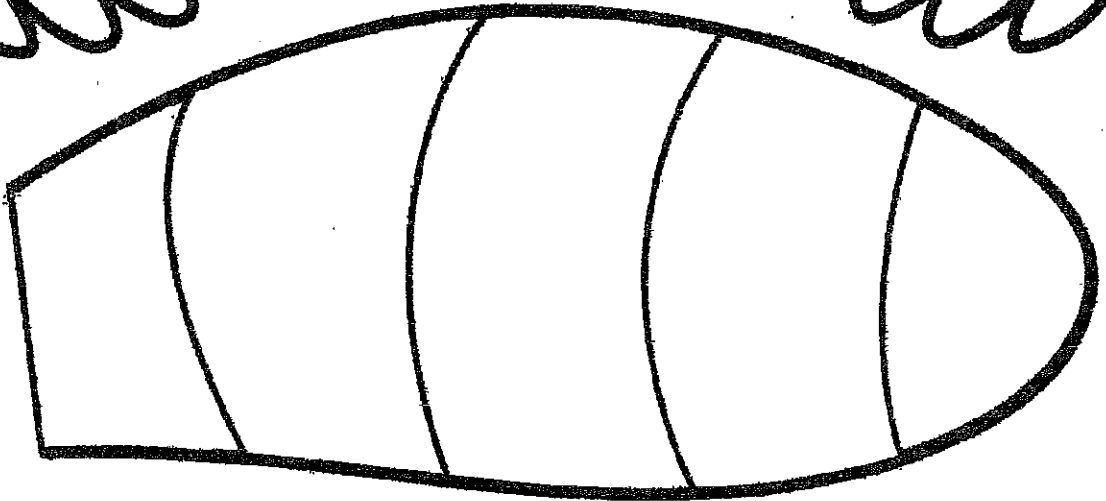
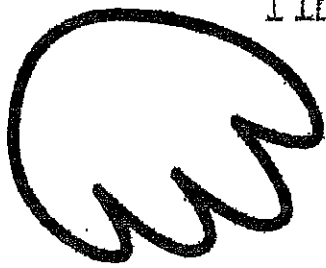


Name: \_\_\_\_\_

Date: \_\_\_\_\_

# The Kissing Hand Craftivity

Cut out and color these pieces!



Draw Something That  
You're Not Afraid of  
Anymore



# Holy Name Catholic School

## Kindergarten

### Summer Reading

Reading is so much fun. It takes you to places you have never been before.

If you learn to read, you will love to read. And if you love to read, you open up a

**WORLD OF MAGIC.**

Dear Future Kindergarten Parents,

Please read the books listed below with your child this summer.

#### **1. A B C by Dr. Seuss**

This book will help your child continue to learn the beginning sounds of many words.

They will also listen to rhyming words.

After you read the book, help your child write 5 words that begin with each letter sound.

The list should be a total of 130 words your child will learn.

You may get them from the book.

You may brainstorm and write different words.

You may look through a magazine and let your child cut out the words.

My objective is for your child to continue learning the beginning sounds of words.

#### **2. One Fish, two, fish, red fish, blue fish by Dr. Seuss**

This book will help your child continue to listen to rhyming words. After you read the book, help your child write 25 sets of rhyming words from the book.


*(not family words. For example why and high are rhyming words. Fan and ran are family words.)*

Dear Future First Grade Parents,

Summer is a wonderful time for fun and relaxation. It's a time for trips and activities you and your family may not get around to doing during the busy school year. We'd like to add an activity to your summer plans for your future first grader. Each grade level at Holy Name will participate in a summer reading program. This is a good way to keep your child engaged in reading and hopefully get your child excited about the year to come.

Use the bingo card to complete two full bingos. You can do vertical, horizontal, or diagonal. Then complete the ice cream cone activity attached as a fun get to know you activity. Students will present their ice cream cones on the first day of school and we will post our projects in the classroom.

# JUNE READING BINGO



Read for 20 minutes.	Read a book from the library.	Read a new book.	Read your favorite kind of book.	Read in the grass.
Read while having breakfast.	Read to a family member.	Read a book about summer.	Read aloud for 10 minutes.	Read a book with a frog in it.
Read while having a snack.	Read a nonfiction book.	Read for free.	Read for 20 minutes.	Read a silly book.
Read at the park.	Read a book about your favorite animal.	Read with your favorite stuffed animal.	Read outside.	Read a book while wearing a white shirt.
Read in your pajamas.	Read a book in the morning.	Read a book with an animal as the main character.	Read on Thursday.	Read a fairy tale.

**My goal for this school year is**

---

---

---

**Some of my favorite things are**

---

---

---

**Get the scoop on**

---

**My best school memory is**

---

---

---

Dear Parents:

As summer vacation is upon us, you will find the 2<sup>nd</sup> grade summer reading list and reading assignment. Each student is to read a minimum of two books. You will also find the summer reading assignment, including specific directions, for your child to complete. The student should do all the writing / reading / assignment. I look forward to the coming school year.

Welcome to the "Second Grade"!

Sincerely,

Mrs. L. Gloria

Dear New Second Graders:

Your assignment is to read AT LEAST two books during the summer. Next, there are two activities to complete: You will choose 2 books from the list. After reading the books for the summer, choose a project idea, for each book you choose to read.

### 2<sup>nd</sup> Grade Summer Reading Book List

Amazing Sharks	by Sarah L Thomson
The night before Second Grade	by Natasha Wind and Amy Wummer
Space: Planets, Moons, Stars & More	by Joe Rhatigan
The Princess and the Dragon	by A.M. Luzzader & Anna Clark
Brave the Beaver; has the Worry Warts	by Misty Black

### Activities for Books

You will be expected to present your project to the class the first week of school.

1. Make a model of something in the story.
2. Write a letter to a character in the book.
3. Create a poster of the book to retell the coming story

I hope you have a great summer. I look forward to the coming school year. Welcome to the "Second Grade".

Mrs. L. Gloria

**SUMMER READING BOOK 3RD GRADE**

The Bears on Hemlock Mountain by Alice Dalgliesh

A boy sent on an errand over Hemlock Mountain is not so sure he likes going alone because there may be bears on the mountain, but with the help of the big pot he borrows, he completes his errand.

ACTIVITY: Questions and Mobile

- \* Fill out the book questionnaire
- \* Create a Mobile Book report
- \* Use form provided for your "Sky-High Book Report."
- \* Cut out the clouds and write in your answers (BEST handwriting.)
- \* Don't forget to make your own sun.
- \* Feel free to be creative in decorating your mobile.

Hopefully, this book and activities will help your child to have a better or greater interest in reading!

Happy reading,

Mrs. Salazar

- \* Due Friday of the first week of school. Assignment will be graded

Name \_\_\_\_\_

Date \_\_\_\_\_

### *The Bears on Hemlock Mountain Questionnaire*

1. What did you enjoy about this book? \_\_\_\_\_  
\_\_\_\_\_
2. Who was Jonathan's favorite Uncle? \_\_\_\_\_  
\_\_\_\_\_
3. Why do you think he was his favorite Uncle? \_\_\_\_\_  
\_\_\_\_\_
4. How did Jonathan build his courage to cross Hemlock Mountain? \_\_\_\_\_  
\_\_\_\_\_
5. What things do you do when you are afraid of something to build your courage? \_\_\_\_\_  
\_\_\_\_\_
6. Why do you think Jonathan forgot why he had gone to his Aunt's house? \_\_\_\_\_  
\_\_\_\_\_
7. What do you think he could have done to not forget? \_\_\_\_\_  
\_\_\_\_\_
8. What do you think of what Jonathan did when he saw the bears? \_\_\_\_\_  
\_\_\_\_\_
9. What would you do if you saw a bear? \_\_\_\_\_  
\_\_\_\_\_
10. What was Jonathan's mother's reaction to Jonathan coming home from his trip over Hemlock Mountain? \_\_\_\_\_  
\_\_\_\_\_
11. Did Jonathan learn anything from making the trip over Hemlock Mountain? \_\_\_\_\_  
\_\_\_\_\_



Name \_\_\_\_\_

Skill: Book report

# Sky-High Book Report

Write your book report.  
Cut out the cloud shapes.  
Make a sun from yellow paper.  
Hang the sun and clouds  
from a hanger to make  
a mobile.

Name \_\_\_\_\_

Title \_\_\_\_\_

Author \_\_\_\_\_

The best part of the story is

---


---

---

---

---

---



- At the end of the story

---

---

---

---

---

**Brainwork!** Write a note to a friend telling about this book.


Dear Fourth Grade Students and Parents,

When children read books they enjoy, they learn to love reading and become better readers. Good literature, whether fiction or nonfiction, encourages children to read. The better they read, the more they learn and the more curious they become. Books are a powerful force in the lives of our children. I ask that each incoming 4th grader read a wonderful book titled "The Cricket In Times Square" by George Selden.

All students are required to complete a book project which is due on Friday, August 18th. This will be counted as their first reading grade.

Students can pick a project from the following list:

- Comic Book Page- Create a comic book page with bubble style conversations showing an incident from the story.
- Create a song/poem about the main idea of the story.
- Draw pictures or cut them out to create a collage. Write descriptive words to describe your collage.
- Create a puppet representing one of the main characters.
- Design a DVD cover using a scene from the book.
- Create an advertisement flyer to publicize and sell your book.



## **5th Grade Summer Reading Project**

I hope you are enjoying your summer and you're having a lot of fun. I have an activity to add to your summer adventures. All of our 5th graders will be reading the book *Wonder*. You might have seen the movie, but the book is even better. Over the summer break please take time to read this wonderful book and complete the attached activities as you read.

Through the completion of these activities you will analyze the characters while analyzing problems and resolutions. You will make connections to what you are reading in each part of the book and you will complete a diagram showing the plot and major events in the story. Finally, you will write your own short precept, just like the students in the book.

I hope you enjoy this book as much as I did. I can't wait to see your projects when school begins. Projects are due by Friday, August 18, 2023





# WONDERS

Climax

The most suspenseful moment

Name \_\_\_\_\_

Period \_\_\_\_\_

Event #3

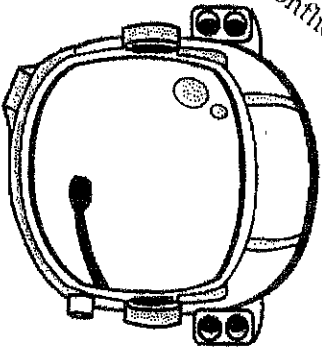
Event #1

Event #2

Event #2

Event #1

**Rising Action**  
What events make the conflict worse?



**Falling Action**  
How do they start to fix the conflict?

© CRAFTED FOR LEARNING

**Conflict**

What is the main problem?

**DIRECTIONS**

Analyze the plot structure of the story. Organize your analysis thoughts into the sections of this plot arc.

**Exposition**

Characters (who / background)

Setting (where/when)

**Resolution**

How is the main conflict resolved?

## Middle School Summer Reading

Students are to choose a novel from the following list and read:

- "Escape from Mr. Lemoncello's Library", by Chris Grabenstein
- "The Dark Lady", by Irene Adler
- "Nightbird", by Alice Hoffman
- "King of Shadows", by Susan Cooper
- "Steal Away", by Jennifer Armstrong

While they are reading, they are to complete the book report template to help them create their book report that will be transferred onto another paper, either typed or handwritten. They will turn in their report along with the completed template by August 22. If they have questions or need help they can email me at [cgarcia@hncstx.org](mailto:cgarcia@hncstx.org).

<https://www.trinityknights.org/cms/lib/FL01934191/Centricity/Domain/4/Middle%20School%20Outline%20Template%20for%20Book%20Report.pdf>

Name: \_\_\_\_\_ Date: \_\_\_\_\_

**Middle School Outline Template for  
Book Report**

This template will map out the information you need to include in your book report. **As you read the book, fill in the sections for this template.** You will receive a grade for this template and for the report (see points next to each item). When you go to write your book report, be sure to include the information completed on the following pages. **The final report must be typed and double spaced. Be sure to hand into your Reading teacher both this template and the book report when you return to school.**

**Introductory paragraph - What is the name and author of the book on which you are choosing to write? (2 pts.)**

Book title : \_\_\_\_\_

Author: \_\_\_\_\_

**Write at least 3 facts about the author (Where is he/she from? What kinds of books does he/she write? About what topics does he/she write?) (3 pts.)**

- \_\_\_\_\_
- \_\_\_\_\_
- \_\_\_\_\_

**2nd paragraph**

Write 1-2 sentences that give a brief summary of the book (ex: *Loser* is the story of Donald Zinkoff, a student who struggles to stand strong even though he is constantly teased by his classmates.

- \_\_\_\_\_  
\_\_\_\_\_



Write 2-3 sentences that describe the setting of the book (Where and when does the story take place? How is the setting significant to the story?)( 8 pts)

- \_\_\_\_\_
- \_\_\_\_\_
- \_\_\_\_\_

**3rd paragraph**

Write a topic sentence about the major characters of the book (ex: There are several main characters involved in the book *The Giver*) (8 pts.)

- \_\_\_\_\_

Describe the main characters in the book in the 2<sup>nd</sup> paragraph (you may have 2, 3, 4, 5 or more important characters). Include characteristics of the characters that are important to the story.

- \_\_\_\_\_  
\_\_\_\_\_
- \_\_\_\_\_  
\_\_\_\_\_
- \_\_\_\_\_  
\_\_\_\_\_
- \_\_\_\_\_  
\_\_\_\_\_

**4th paragraph**

Write a topic sentence about the main events that occur in the book (ex: There are several main events that happen in the story of *The Giver*) (10 pts.)

- \_\_\_\_\_

Include the main events of the book in the 4th paragraph:

- First, \_\_\_\_\_  
\_\_\_\_\_

- Next, \_\_\_\_\_  
\_\_\_\_\_

- Then, \_\_\_\_\_  
\_\_\_\_\_

- Finally, \_\_\_\_\_  
\_\_\_\_\_

**The 5th paragraph will discuss a section of the book you found to be most interesting. Start out this paragraph with the following quote.**

“The part of the book I found to be most interesting is around page \_\_\_\_\_, when . . . .”  
(jot down some of the interesting details here) (4 pts.)

Give at least 2 reasons why this part is interesting to you:

- \_\_\_\_\_  
\_\_\_\_\_

- \_\_\_\_\_  
\_\_\_\_\_

**The 6th paragraph will tell why you liked or disliked the book**

The topic sentence should include whether you **liked** or **disliked** the book.

- \_\_\_\_\_  
\_\_\_\_\_

Include 3-4 sentences that tell **why** you liked, or disliked or the book. (6 pts.)

- \_\_\_\_\_  
\_\_\_\_\_

- \_\_\_\_\_  
\_\_\_\_\_

- \_\_\_\_\_  
\_\_\_\_\_